


2019

| | | |
|---|-------|----|
| | | 1 |
| | | 1 |
| 1 | | 1 |
| 2 | | 2 |
| | | 5 |
| 1 | | 5 |
| 2 | | 8 |
| | | 9 |
| 1 | | 9 |
| 2 | | 11 |
| | | 11 |
| 1 | | 11 |
| 2 | | 12 |



光华管理学院
Guanghua School of Management



1

2

9

8

2

3

2019

4



清华大学
Tsinghua University

2

2019 31 28
3 A 5 B 13
1

English Article

[1] , J. Li and P.-S. Zhong, (2019) Two-Sample and ANOVA Tests for High Dimensional Means, , Vol. 47, No. 3, 1443-1474.

A

[2] Mao, X., and Wong, R, (2019) Matrix Completion with Covariate Information, Vol. 114, No. 525, 198–210.

A

[3] Gao, Z., Ma, Y., , and Yao, Q. (2019) Banded spatio-temporal autoregressions, , 208(1): 211-230.

[4] Zhu, X., Chang, X., Li, R., and (2019) Portal nodes screening for large scale social networks, , 209(2): 145-157.

[5] Xu, K., Wang, J., Pan, R., and (2019) Photographic diary: A new estimation approach to pm2.5 monitoring, , 12(3):387-395.

[6] Sun, L., Zheng, X., Jin, Y., Jiang, M., and (2019) Estimating promotion effects using big data: A partially profiled LASSO model with endogeneity correction, , 50(4):816-846. B

[7] Zhou, J., Zhou, J., Ding, Y., and (2019) The magic of danmaku: A social interaction perspective of gift sending on live streaming platforms, , 34.

[8] Zhu, X., Wang, W., , and Wolfgang Karl Hardle, (2019) Network quantile autoregression, , 212(1):345-358.

[9] Chang, X., Huang, D., and (2019) A popularity scaled latent space model for large-scale directed social network, , 29(3):1277-1299.

B

[10] Chen, Yu; Pan, Rui; Guan, Rong; , (2019) A case study for Beijing point of interest data using group linked Cox process, , 12(2):331-344.

[11] Liu, Weiyi; , (2019) Volatility Estimation and Jump Testing via Realized Information Variation, , 40(5):753-787.

[12] ; Wu, Linjia, (2019) Exact simulation of the Ornstein-Uhlenbeck driven stochastic volatility model, , 275(2):768-779. **B**

[13] ; Ye, Yongxin, (2019) Pricing and Exercising American Options: an Asymptotic Expansion Approach, , 107.

B

[14] Li, Shuo; , (2019) A joint test for parametric specification and independence in nonlinear regression models, , 38(10):1202-1215. **B**

[15] ; Tae-Hwy Lee, (2019) Forecasting using supervised factor models, , 4(1):12-27.

[16] Chen, Ye; , (2019) Is Stock Price Correlated with Oil Price? Spurious Regressions with Moderately Explosive Processes, , 81(5):1012-1044. **B**

B

[17] Shuo Li a and (2019) A Simple Joint Test for Parametric Specification and Independence in Nonlinear Regression Models, , 38(10):1202-1215. **B**

[18] Yu Ren, , Yanping Yi, (2019) Balanced Predictive Regressions, , 54:118-142. **B**

[19] , Ying Wang, (2020) Heteroskedastic functional coefficient regressdgr

A

[28] Zhang, Junni L.; Bryant, John; Nissen, Kirsten, Bayesian small area demography, Survey Methodology, 45(1):13-29.

[1]

32 2 67-76

[2]

, PM2.5 ---

11 39

A

[3]

39 4 839-853

A

[1]

1

2019

30

| | | | | |
|---|-----------|--------------|---|--|
| 1 | 2019/2/28 | Ao Wang | Center for Research in Economics and Statistics | Identification and Estimation of Demand for Bundles: The Case of the RTE Cereal Industry |
| 2 | 2019/3/14 | Yijie Peng | Peking University | Distribution Sensitivity Estimation and Its Applications |
| 3 | 2019/3/21 | Bimal Sinha | University of Maryland, Baltimore County | Statistical Analysis of Noise Multiplied Data Using Multiple Imputation |
| 4 | 2019/3/28 | Zhonghua Liu | University of Hong Kong | Large-Scale Mediation Effect Signal Detection in Genome-wide Epigenetic Studies |
| 5 | 2019/3/28 | Kun Kuang | Tsinghua University | Causal Inference and Stable Learning |

| | | | | |
|----|-----------|-------------|--|--|
| | | | London School of | |
| 6 | 2019/4/10 | Qiwei Yao | Economics and Political Science | Estimation of Subgraph Densities in Noisy Networks |
| 7 | 2019/4/18 | Falong Tan | Hunan University | Adaptive-to-model checking for regressions with diverging number of predictors |
| 8 | 2019/4/25 | Xinyu Zhang | Chinese Academy of Sciences | Parsimonious Model Averaging with a Diverging Number of Parameters |
| | | Wing | | |
| 9 | 2019/5/9 | Hung Wong | Stanford University | The joint analysis of bulk and single cell genomics data |
| 10 | 2019/5/16 | Liping Zhu | Renmin University of China | A PROJECTIVE APPROACH TO CONDITIONAL INDEPENDENCE TEST FOR DEPENDENT PROCESSES |
| 11 | 2019/5/23 | Chanying Li | the Key Laboratory of Systems and Control, CAS | Feedback limitations in nonlinear discrete-time control |
| 12 | 2019/5/23 | Yi Zhou | Peking University | One-Child Policy, Marriage Distortion and Welfare Loss |
| 13 | 2019/5/24 | Fang Fang | East China Normal University | An Asympto |

| | | | | |
|----|------------|-------------------|--|---|
| 26 | 2019/11/7 | Ye Chen | Capital University of Economics and Business | Common Bubble Detection in Large-Dimensional Financial Systems |
| 27 | 2019/11/14 | Leonardo T. Rolla | NYU Shanghai | Local and Global Behavior of the Subcritical Contact Process |
| 28 | 2019/11/28 | Christina Wang | NYU Shanghai | Estimating and Forecasting Volatility using Leverage Effect |
| 29 | 2019/11/28 | wang qiying | The University of Sydney | Nonlinear regression with nonstationarity and heteroscedasticity |
| 30 | 2019/12/26 | | | Analysis of censored family data under biased sampling and its efficient two-phase design |



| | | | | | | | | |
|----|------|--|--|---|-----|-------|----|--|
| 17 | & | | | 2 | 3 | 1-12 | 30 | |
| 18 | | | | 2 | 3 | 1-12 | 30 | |
| 19 | & | | | 2 | 3 | 1-12 | 30 | |
| 20 | MBA | | | 2 | 3.8 | 1-9 | 50 | |
| 21 | MBA | | | 1 | 3 | 13-15 | 50 | |
| 22 | MBA | | | 2 | 30 | 10 | 80 | |
| 23 | EMBA | | | | | | 46 | |
| 24 | EMBA | | | | | | 45 | |
| 25 | EMBA | | | | | | 59 | |
| 26 | EMBA | | | | | | 51 | |
| 27 | ExEd | | | | | | | |
| 28 | ExEd | | | | | | | |

2

19

16

3

2

4

MBA

4

BA


3

35

1

2

2



| | | | | | | | | |
|----|-----|---|---|---|-----|------|-----|----------------|
| 6 | | | | 3 | 3 | 1-16 | 100 | |
| 7 | | | | 3 | 3 | 1-16 | 70 | |
| 8 | & | Regression Analysis in Management Research | | 2 | 3 | 1-12 | 30 | |
| 9 | & | | | 2 | 3 | 1-12 | 30 | |
| 10 | BA | R | | 2 | 6 | 1-6 | 50 | |
| 11 | BA | | | 2 | 6 | 8-13 | 50 | |
| 12 | BA | | | 2 | 6 | 8-13 | 50 | |
| 13 | MBA | | | 2 | 3.8 | 0-9 | 65 | |
| 14 | MBA | | | 2 | 3.8 | 0-9 | 65 | |
| 15 | MBA | | | 2 | 3.8 | 0-9 | 65 | |
| 16 | MBA | Data Analysis and Statistical Decision-making | R | 2 | 4 | 1-9 | 50 | Chen Songxi |

2

7 2 19 5 9 8 19

1

| | | | |
|---|------|------|----|
| | | | |
| 1 | 4 15 | 2019 | 60 |





2019

2

| | | | | | | |
|----|---|----|---|----|--------------|--|
| 1 | 1 | 7 | 1 | 7 | | Wharton School of the University of Pennsylvania |
| 2 | 1 | 12 | 1 | 31 | | University of Nebraska - Lincoln |
| 3 | 2 | 7 | 2 | 18 | John Bryant | Statistics New Zealand |
| 4 | 2 | 17 | 2 | 19 | Ao Wang | Center for Research in Economics and Statistics |
| 5 | 2 | 18 | 4 | 12 | | |
| 6 | 2 | 18 | 4 | 12 | | |
| 7 | 3 | 14 | 3 | 15 | Yijie Peng | Peking University |
| 8 | 3 | 14 | 3 | 14 | | Wharton School of the University of Pennsylvania |
| 9 | 3 | 21 | 3 | 22 | Bimal Sinha | University of Maryland, Baltimore County |
| 10 | 3 | 28 | 3 | 29 | Zhonghua Liu | University of Hong Kong |
| 11 | 3 | 28 | 3 | 29 | Kun Kuang | Tsinghua University |
| 12 | 4 | 1 | 4 | 26 | | London School of Economics and Political Science |





UCLA



| | | | | | | |
|----|----|----|----|----|-------------------------|--|
| 41 | 8 | 27 | 7 | 1 | | |
| 42 | 6 | 28 | 8 | 4 | | |
| 43 | 7 | 2 | 7 | 5 | | Uni versi ty of Connecti cut |
| 44 | 7 | 8 | 7 | 11 | | Uni versi ty of Nebraska - Li ncol n |
| 45 | 8 | 3 | 8 | 20 | | London School of Economi cs and Pol i ti cal Sci ence |
| 46 | 8 | 11 | 8 | 12 | | |
| 47 | 8 | 11 | 8 | 14 | ! zrfey E | Templ e Uni versi ty / nui 16 Hong Kong |
| 48 | 9 | 2 | 9 | 8 | | |
| 49 | 9 | 5 | 9 | 6 | Ti mothy Hi ggi ns | the Austral ian National Uni versi ty |
| 50 | 9 | 24 | 9 | 25 | | |
| 51 | 9 | 26 | 9 | 27 | | |
| 52 | 10 | 24 | 10 | 25 | | |
| 53 | 10 | 25 | 11 | 5 | | |
| 54 | 11 | 6 | 11 | 7 | | |
| 55 | 11 | 12 | 11 | 13 | | |
| 56 | 11 | 13 | 11 | 15 | Leonardo T. Rol la | NYU Shanghai |
| 57 | 11 | 15 | 11 | 18 | | |
| 58 | 11 | 28 | 11 | 29 | Chri sti na Dan Vang | NYU Shanghai |
| 59 | 11 | 28 | 11 | 29 | Q i yi ng Vang | The Uni versi ty of Sydney |
| 60 | 11 | 29 | 11 | 30 | | |
| 61 | 12 | 6 | 12 | 8 | | |

T, s t n a

